

“The Escape to Egypt”

Matthew 2:13-23 KJV

Bible Lesson & Activities for Children



THE SUNDAY SCHOOL STORE

The Escape to Egypt



This lesson explores a somewhat challenging story but covers an important life truth in the process. The slaughter of children ordered by Herod was an awful episode in the history of Israel, but God rescued Jesus and His family, sending an angel to give Joseph special instructions. Use a blindfolded volunteer and specific directions to illustrate the trust required in following God's commands. The focus of this lesson is on trusting God, even during scary circumstances. We don't always understand what is happening, but we can listen to our Heavenly Father and know that He is with us and wants what's best for us.

The Lord promises to be with us and take care of us, no matter what else is happening in our lives. He sent an angel to warn Joseph that the family needed to leave for Egypt, which kept Jesus safe until Herod was no longer a threat to the Christ child. He will always be with us and keep us safe, too. Life can be scary and uncertain at times, but we can always count on Him for safety, love, and protection.

Passage: Matthew 2:13-23

Target Audience: Kindergarten-6th grade (may be best suitable for older audiences)

Materials Needed: Construction paper, markers, stickers, scissors, tape/glue, popsicle sticks, paper plates, paper bags, coffee filters, paper towel tubes, string, pipe cleaners, decorations (all optional, depending which activities you choose to use). Object lesson props can include blindfolds, special treats of some sort of treat.


More Resources Online

- Watch the [video demonstration of the object lesson](#)
- Watch the [video example for the craft projects](#)
- Watch the [video Bible story "God's Story: Jesus is Born"](#) from *Crossroads Kids Club*
- Watch the [video Bible Story "The Story of Christmas"](#) from *Saddleback Kids*
- For more free Bible illustrations, visit [Christian Clip Arts](#) and [Ministry-To-Children's Coloring Pages](#)

Contents

Contents.....	2
Object Lesson (5 minutes).....	3
Game & Activities Suggestions (10 minutes)	5
Main Bible Teaching (15 minutes)	6
Craft Activities (15 minutes)	9
Craft one: “Hidden in His Heart Hope Box”	10
Craft Two: “Light of the World Lantern”	11
Matthew 2:13 KJV Bible Verse	12
Matthew 2:13 KJV Coloring Page.....	13
“Two Very Different Kings” Coloring Page.....	14
Word Search Puzzle: Matthew 2:13-23 “The Escape to Egypt”	15
Word Search Answers.....	16

Object Lesson (5 minutes)



Greet children, and ask for a volunteer helper...

Hello, children of God! I need a volunteer. Can someone help me out for a minute? Great...now, the first thing we are going to do is tie this blindfold on. *Take a moment to place some sort of blind fold onto the volunteer student.* Okay, now I have some instructions for you to follow, are you ready? Maybe we should spin you around a little, just in case...okay, now I want you to listen to my voice, and do just what I tell you to.

Provide some directions, telling the child to walk to a certain location and pick up a container with the treats. Invite the volunteer to return and look at what is in the container.

Well, that might have been a little challenging, right? It's not easy to have no sight at all... but thank you for helping. As you can see, the result was rewarding. You just had to trust that I was going to lead you correctly and keep you safe.

Did you know that this is how it is with God? He wants to direct us and provide for us if we listen to Him. God is our guide, and we see how He leads us when we look at the wonderful stories of the Bible. The Lord often gave very specific leading to His followers. For instance, when Jesus was born, God sent angels to deliver the good news to Mary, Joseph, and the shepherds. That was a joyous event.

But there's another time that God sent an angel in a dream to Joseph. That was a scary time. Right after the visit of the Magi, Joseph had a dream telling him to take Jesus and Mary and run away to the faraway country of Egypt. The Holy messenger warned the stepfather of the Messiah that wicked king Herod wanted to harm the newborn King. It

must have been scary for Mary and Joseph to change their plans and follow God's guidance, but they did it. They traveled to Egypt and lived there until God told them that the coast was clear.

God took care of the Holy family. And He cares for us, too! There might be times in our lives that are scary. Sometimes we don't know what lies ahead. There are a lot of frightening and uncertain things that might arise along the way. But we know that God is with us. He promises to care for us and guide us. And we know we can trust Him. Earlier, (volunteer's name) had to listen to my voice and trust that I would not lead him/her astray or say something crazy. He/she knew that I had his/her best interest in mind and would lead to positive things. At least, I hope so. Well, in the same way, we know that God loves us and wants the best for us.

And how do we hear His voice and listen for His guidance? We can listen, of course, but we might not always have signs as clear as angelic dreams. But we can also read His word, go to church, pray, and talk to trusted friends to understand what He might have in mind. We can ask for God's help in understanding those things. So, listen! Learn...trust your Holy guide. He will never lead you astray. Let's say a prayer to thank God and ask Him to help us listen for His comfort and guidance in all things.

Prayer:

(Have kids repeat each line)

Dear God,

Thank you for taking care of us
And directing us where and how to go.

Thank you for being with us
Even when life is scary and uncertain.
Help us to listen for you and follow your word.

Thank you for your love

We love you, God!

In Jesus name, Amen!

Game & Activities Suggestions (10 minutes)



This lesson involves trusting God and knowing that He will take care of us. Sometimes things in life are scary or hard, but we can listen for God's voice. To get started, select

from one of the following openers, or select another of your own choosing!

- Flee to Egypt race: arrange an obstacle course around a playground or classroom. Take turns going through the course while carrying a "baby Jesus" doll.
- Follow the leader: have children partner up and guide partners through the room or to do certain tasks. One partner must be blindfolded and listen carefully to the other!
- Puzzle it out: sometimes we don't understand the "big picture" of things...provide groups of students with small jigsaw puzzles. Invite them to try putting them together, but first do not give them a picture of the whole puzzle. It's much easier with the big picture in mind!

Explain that today's lesson is about a rather sad story of the Bible. The wicked King Herod wanted to destroy Jesus, and in his efforts, he killed a lot of innocent babies. It is a little scary because there is evil in the world. But we know God wins in the end.

Ask: Have you ever done something scary? How did you know things would be okay?

Main Bible Teaching (15 minutes)



This lesson could be read out loud or by taken turns. The content might not be great to act out, but you could use a map to supplement and point out the journey that the Holy family took.

Explain the background of this story: the Magi had just departed from Jesus and his parents, taking a route that would keep them away from the evil Herod. Then Joseph had a message from God.

Matthew 2:13-15 KJV And when they were departed, behold, the angel of the Lord appeareth to Joseph in a dream, saying, Arise, and take the young child and his mother, and flee into Egypt, and be thou there until I bring thee word: for Herod will seek the young child to destroy him. (14) When he arose, he took the young child and his mother by night, and departed into Egypt: (15) And was there until the death of Herod: that it might be fulfilled which was spoken of the Lord by the prophet, saying, Out of Egypt have I called my son.

Joseph had heard from angels in dreams before. An angel told him to take Mary as his wife and be the father of Jesus. Joseph knew that God spoke through angels. Now, he had to trust that God had the family's interests in mind in asking him to go on a dangerous journey and run away, to save the Savior.

Ask: Have you ever had to move? Is it hard?

Matthew 2:16-18 KJV Then Herod, when he saw that he was mocked of the wise men, was exceeding wrath, and sent forth, and slew all the children that were in

Bethlehem, and in all the coasts thereof, from two years old and under, according to the time which he had diligently enquired of the wise men. (17) Then was fulfilled that which was spoken by Jeremy the prophet, saying, (18) In Rama was there a voice heard, lamentation, and weeping, and great mourning, Rachel weeping for her children, and would not be comforted, because they are not.

Herod was a very angry and jealous king. He wanted to be the only one in charge and was threatened by Jesus. So, he ordered that ALL babies be killed. This is horrible! It does fulfill a prophecy, though, something that had been predicted long before. It wasn't fair that others died for Jesus, but He would die for ALL.

For older students, you might point out the similarities between this story and the story of Moses: ordering the slaughter of children, the Egypt connection, the savior...

Ask: How do we hear God's voice today? (His word, pastors, teachers, etc.)

Matthew 2:19-23 KJV But when Herod was dead, behold, an angel of the Lord appeareth in a dream to Joseph in Egypt, (20) Saying, Arise, and take the young child and his mother, and go into the land of Israel: for they are dead which sought the young child's life. (21) And he arose, and took the young child and his mother, and came into the land of Israel. (22) But when he heard that Archelaus did reign in Judaea in the room of his father Herod, he was afraid to go thither: notwithstanding, being warned of God in a dream, he turned aside into the parts of Galilee: (23) And he came and dwelt in a city called Nazareth: that it might be fulfilled which was spoken by the prophets, He shall be called a Nazarene.

After some time, Joseph, Mary, and Jesus returned to safety. It must have been hard for Mary and Joseph to not always know what was coming. But they trusted God and knew He would keep them safe. In the same way, we know that God will always be with us. Life is

hard. There are mean people out there who do not love or follow God. But He is still faithful to all His promises. Even when things are scary or uncertain, we can know He is present and loves us. God is our guide and protector!

Pray: Say a prayer praising God for His presence and comfort in our lives. Ask for guidance in following Him and doing His will.

Craft Activities (15 minutes)

Jesus is our hope, king, comfort, guide, and light! We know that God promises to guide and care for us when we listen to His voice, follow His word, and live in His love. The life, death, and resurrection of Jesus remind us of this, too. We can focus on loving and serving Him in all things. These crafts reflect on how Christ is the light of the world and the light of our lives. A “Hidden in His Heart Hope Box” can be used for goals and prayer lists, or as a coin bank. A “Light of the World Lantern” creates a fun hanging paper lantern decoration to admire.

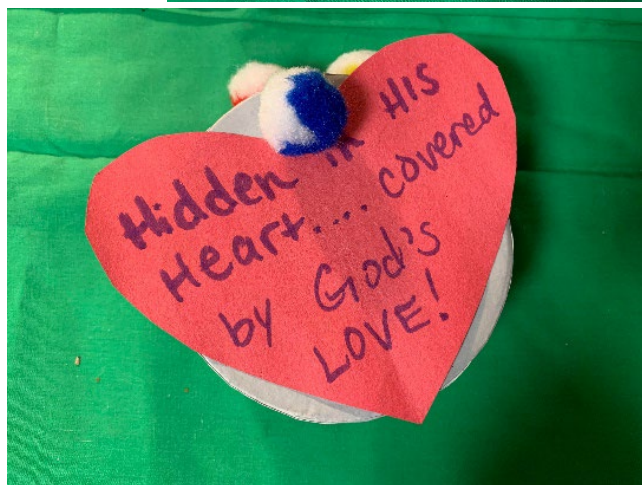
Verses or Captions to Consider... (Matthew 2:13-23)

- *God directs my path...*
- *Jesus is the light of the world!*
- *Hidden in His heart...covered by God’s love!*
- *Hopes and dreams for the future...*

Craft one: "Hidden in His Heart Hope Box"

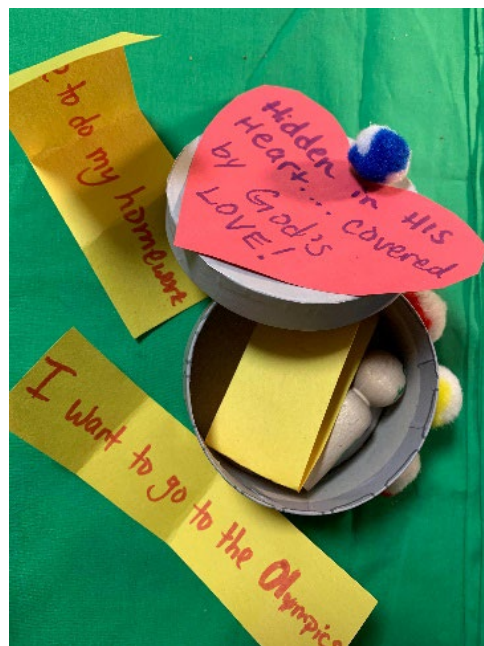
You will need:

- Boxes or containers of some sort
- Scissors
- Markers and/or crayons
- Construction paper or cardstock
- Glue, tape, or stapler
- Clothespins or popsicle sticks (optional)
- Extra decorations as desired



Procedure:

1. Decorate a box or container with various decorations as desired.
2. Add captions and verses, with special heart-shaped designs where appropriate.
3. Cut strips of paper and note specific goals or hopes for the year.
4. Add extra decorations as needed. Keep the box to recall hopes and look to the future for goals and dreams.



Craft Two: "Light of the World Lantern"

You will need:

- Markers/crayons
- Construction paper or card stock
- Decorations (stickers, glitter, etc.)
- Scissors
- Tape or glue
- String or pipe cleaner



Procedure:

1. Fold a construction paper or cardstock piece in half.
2. Cut slits in the paper, carefully avoiding the edges of the paper.
3. Add verses or captions, and extra decorations as desired.
4. Open the paper and twist it into a circular "lantern" shape. Staple the ends securely.
5. Slightly bend the paper to resemble a lantern. Attach a yarn or string to hang and recount that Jesus is the light of the world!



Matthew 2:13 KJV

And when they were departed, behold, the angel of the Lord appeareth to Joseph in a dream, saying, Arise, and take the young child and his mother, and flee into Egypt, and be thou there until I bring thee word: for Herod will seek the young child to destroy him.

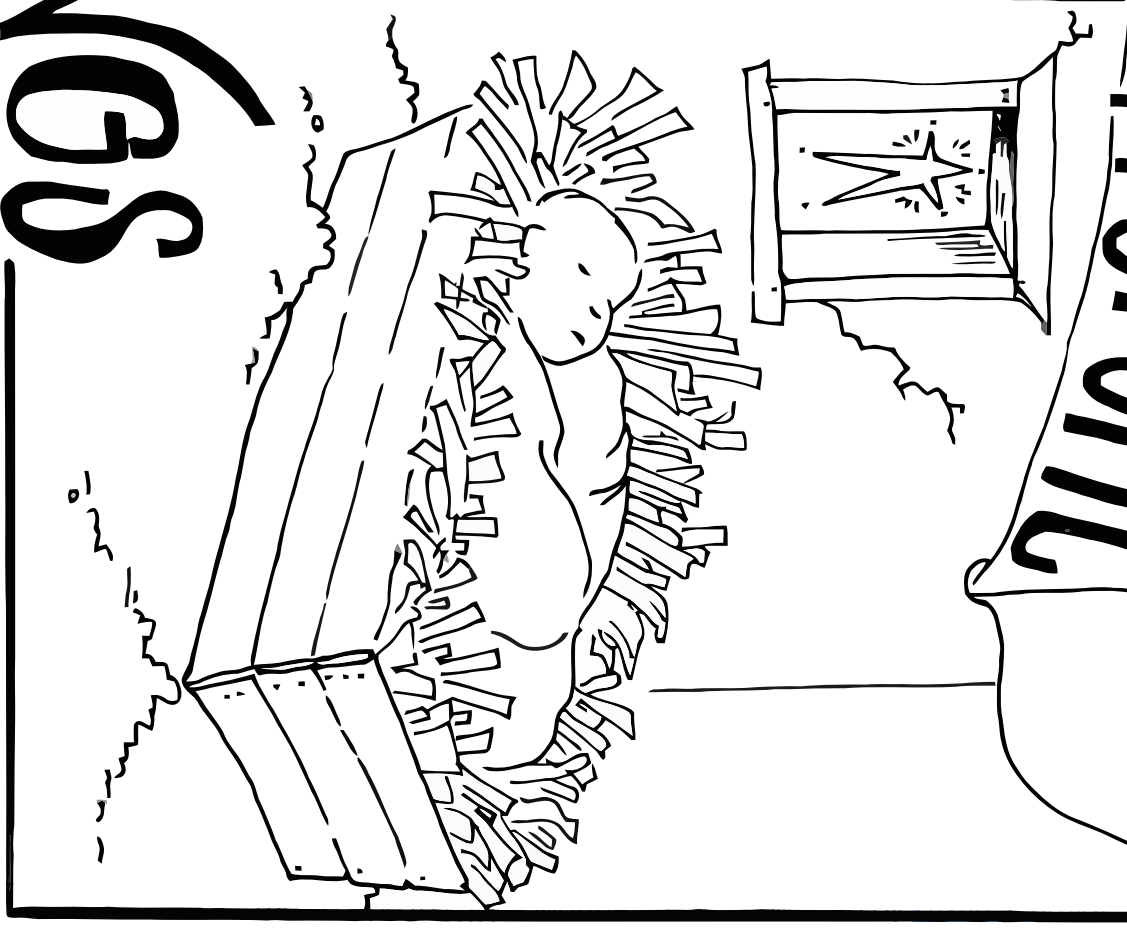
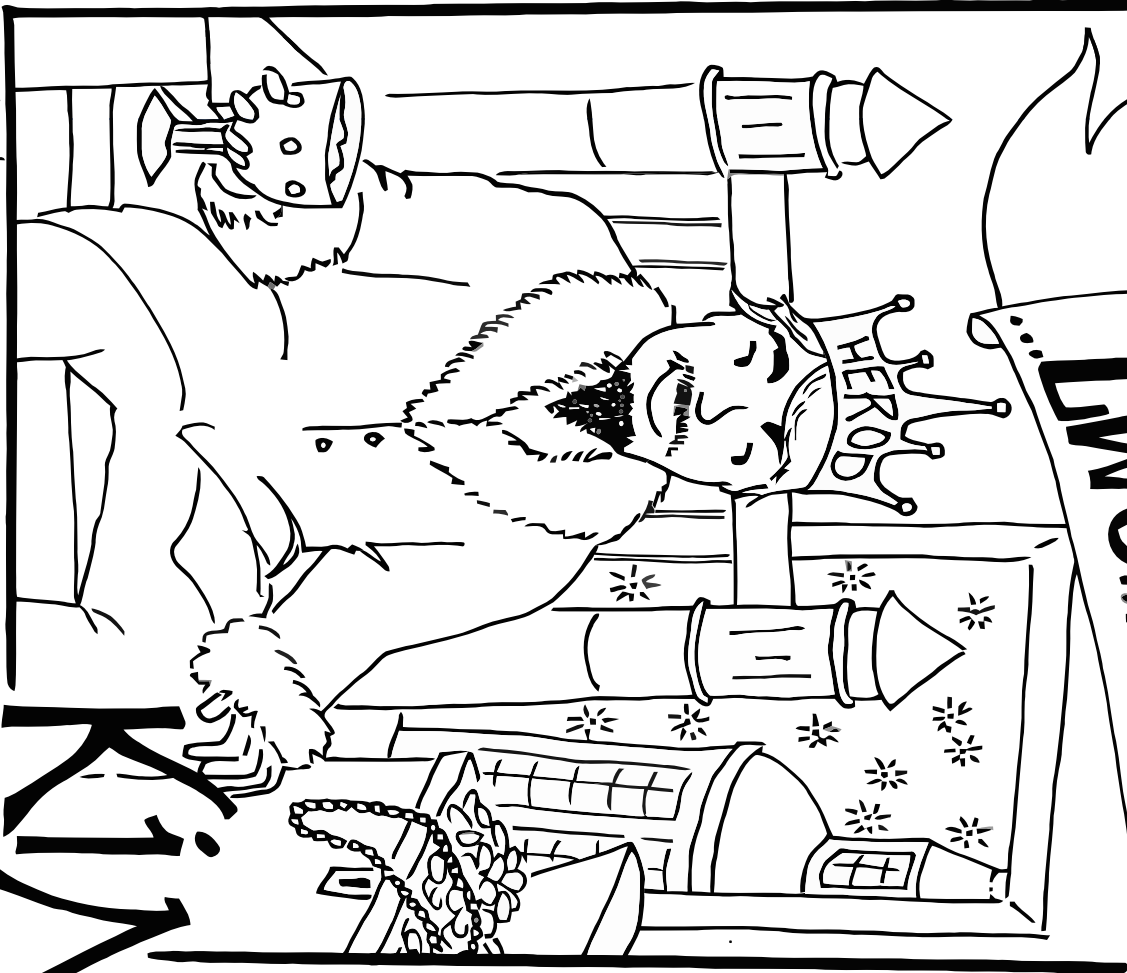


Matthew 2:13 KJV

And when they were departed, behold, the angel of the Lord appeareth to Joseph in a dream, saying, Arise, and take the young child and his mother, and flee into Egypt, and be thou there until I bring thee word: for Herod will seek the young child to destroy him.



Two... Very... different



Mandy Grace '10

ministry-to-children.com

KINGS



Word Search Puzzle: Matthew 2:13-23 "The Escape to Egypt"

ANGEL – BETHLEHEM – DREAM – EGYPT – ESCAPE – HEROD
JESUS – JOSEPH – MAGI – NIGHT - PROPHECT

C D N J B A N G E L R
O J G O E N H B S V O
U M K S S S N H C Q A
W A F E Y E U D A E P
E G Y P T P K S P K U
R I P H W R D R E A M
H B U T Q O Y J I P U
I K M Z K P T U V G W
T D B E T H L E H E M
X F J X H E R O D M Y
Y N I G H T W T P M Y

Word Search Answers

